



**A Systematic Approach to Intervening
& Treating Drug-Involved Offenders**



JASPER ORMOND

***ASSOCIATE DIRECTOR, COMMUNITY
JUSTICE PROGRAMS, COURT
SERVICES AND OFFENDER
SUPERVISION AGENCY FOR THE
DISTRICT OF COLUMBIA***



Organizational Development

Ø Systemic
Ø Strategic
Ø Sustainable



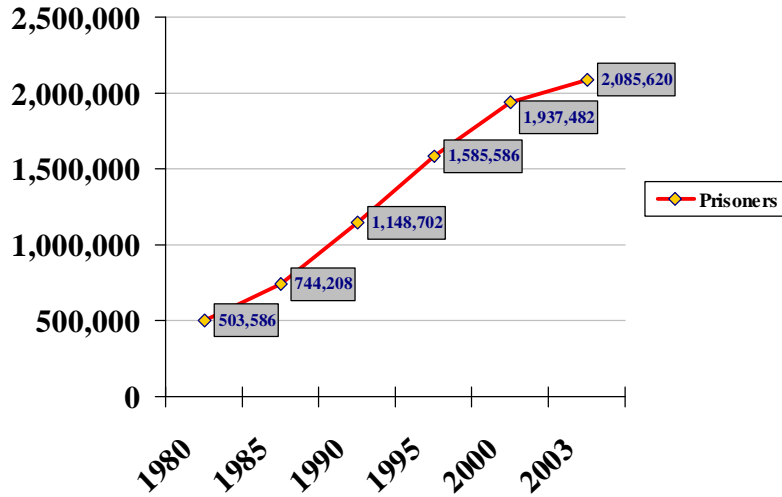
Supporting Social Order

Reduction in the recidivism rate for
violent and drug related crime

Offenders become productive members
of society:

- Drug free
- Employed
- Support families

Incarcerated Population, 1980 to 2003¹



¹Combines local jail, state prison, and federal prison populations. Beck and Harrison, 2004, Correctional Populations in the United States, 1997, and Prisoners in 2003.

Federal Prisoners: Percent Sentenced for Drug Offenses, 1980 to 2002²

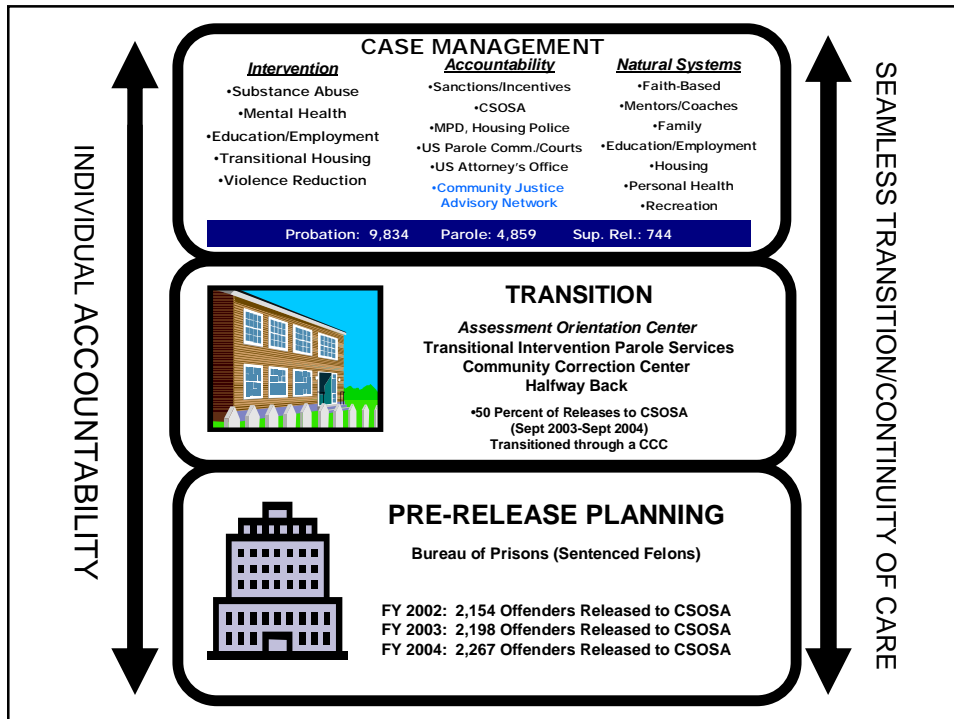
	1980	2002
Percent sentenced for drug offenses	24.9%	54.7%

²Sourcebook of Criminal Justice Statistics, 2002.

CSOSA Offender Profile (as of September 27, 2004)

Supervised by CSOSA	15,437
History of Substance Abuse	60 percent (yearly)
Average Age	39 years
Male (percent)	86 percent
Female (percent)	14 percent
Without a HS Diploma	48 percent
Unemployed	46 percent

Note: Estimates are based on a supervision population of 15,437 offenders.



CSOSA Offender Rearrests By Year

	FY99 <small>(Parole Only, N=5,592)</small>	FY03 <small>(Parole Only, N=5,603)</small>
Percent of Parole Population Rearrested	27%	17%

LEVEL OF FUNCTIONING PROFILE

PSYCHOSOCIAL

- Cognitive
- Self-Concept
- Life Skills
- Discipline
- Anxiety
- Depression
- Motivation
- Empathy

PERSONAL HEALTH

- Mental Health
- Physical Health
- Nutrition (Body Mass Index)
- Fitness (R. Quotient)

COMMUNITY SUPPORT/SOCIAL NETWORKING

- Family Relationships
- Residential Stability
- Community Network
- Mentoring Support
- Religious Affiliation

EDUCATIONAL/FUNCTIONAL LITERACY

- Years of School Completed
- Literacy Skills (Baseline)
- Learning Style/Disability

VOCATIONAL/CAREER DEVELOPMENT

- Employment History
- Marketable Employment Skills
- Aptitude and Interest (Baseline)

LEISURE TIME

- Defined Avocation Interest
- Investment in Community
- Amount of Unstructured Time

CRIMINALITY

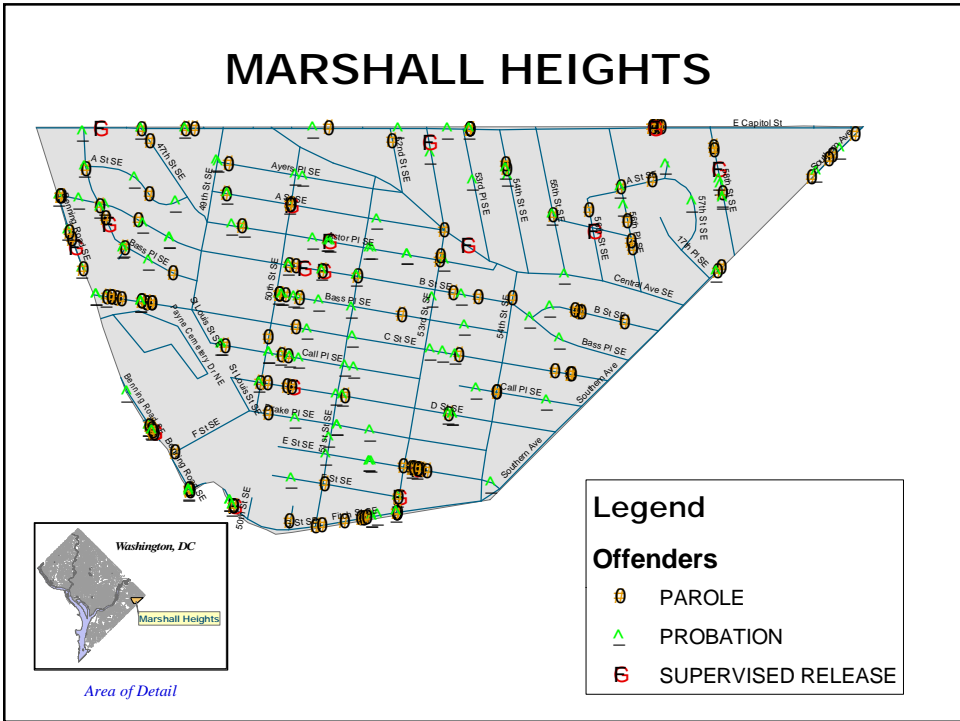
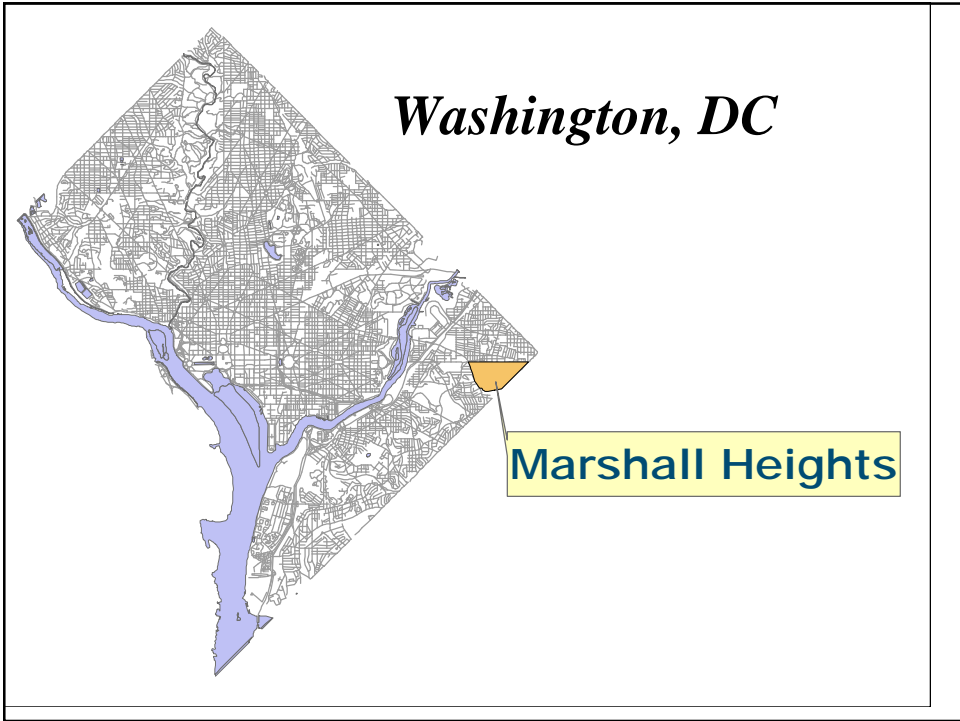
- Arrest Record
- Institutional History
- Exposure/Victim

AGGRESSION/VIOLENCE

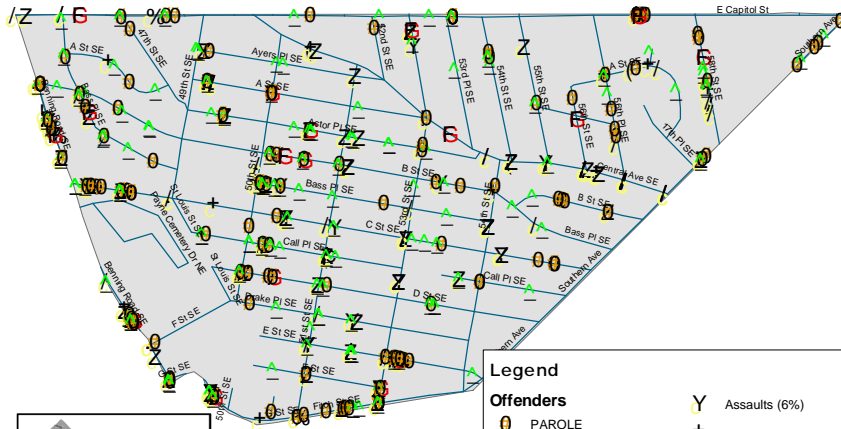
- Exposure/Victim
- Documented Crimes Against Person
And Property
- Anger Index

ADDICTION SEVERITY

- Substance Abuse History
- Substance Abuse & Criminal Activity
- Past Involvement in Treatment
- Effects on Functioning



MARSHALL HEIGHTS



Legend

Offenders

- PAROLE
- PROBATION
- SUPERVISED RELEASE

Arrests 2003

- Drug Offense (16%)
- Simple Assault (13%)
- Assaults (6%)
- UUV/Attempted Auto Theft (3%)
- Weapons (2%)
- Burglary (1%)
- Homicide (<1%)
- Robbery (<1%)
- Sex Abuse (<1%)



Area of Detail

Most Common Charges

(15,437 offenders; 62,204 charges)

Drug Abuse Violations	34%
Obstruction of Justice	10%
Weapons: Carrying, Possessing, etc	8%
Robbery	8%
Larceny-Theft	5%
Aggravated Assault	5%
Burglary-Breaking or Entering	5%
Other Assaults	4%
Traffic	2%
Motor Vehicle Theft	<2%
Criminal Homicide	<2%



Offender Transition

Pre-Release

- Ø Assessment (Risk & Needs)
- Ø Individualized Case Plan
- Ø Resource Identification

Case Management

- Ø Orientation
- Ø Risk Management
- Ø Treatment Interventions
- Ø Resource Mobilization

Reentry

- Ø Education
- Ø Employment
- Ø Housing
- Ø Substance Abuse Interventions
- Ø Mental Health
- Ø Healthcare