



Guyana Household Drug Survey, 2016

PRESENTED BY: CLEMENT HENRY

Sample

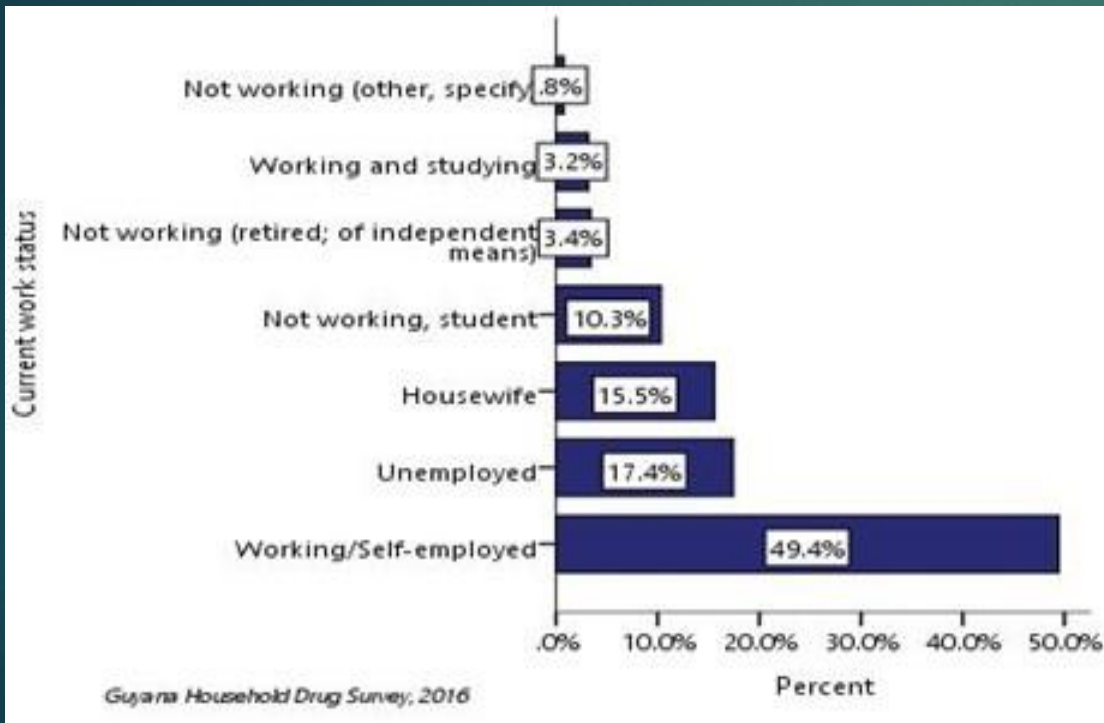
- ▶ Sample Frame: 12-65 years old; male and female; and currently residing in the country
- ▶ Random selection of sample;
- ▶ A total of 2,367 interviews were completed.
- ▶ The response rate for the survey was 95.4 per cent.

Regional Distribution of the Sample

Region	# of Respondents	per cent
Region 1 - Barima Waini	99	4.2
Region 2 - Pomeroon-Supenaam	129	5.4
Region 3 - Essequibo Islands-West Demerara	285	12.0
Region 4 - Demerara- Mahaica	1015	42.9
Region 5 - Mahaica-Berbice	165	7.0
Region 6 - East Berbice – Corentyne	367	15.5
Region 7 - Cuyuni-Mazaruni	50	2.1
Region 8 - Potaro-Siparuni	48	2.0
Region 9 - Upper Takutu- Upper Essequibo	79	3.3
Region 10 - Upper Demerara-Upper Berbice	130	5.5
Total	2367	100.0

Guyana Household Drug Survey, 2016

Sample Distribution by Employment Status & Education Level



Education Level	# of Respondents	Percent
0. No response	5	.2
1. Never attended school	37	1.6
2. Incomplete Primary	126	5.3
3. Complete Primary	450	19.0
4. Incomplete Secondary	605	25.6
5. Complete Secondary	903	38.1
6. Incomplete University/Tertiary	69	2.9
7. Complete University/Tertiary	149	6.3
8. Vocational	22	.9
9. Don't know	1	.0
Total	2367	100.0

Guyana Household Drug Survey, 2016

Perception of Risk of Harm

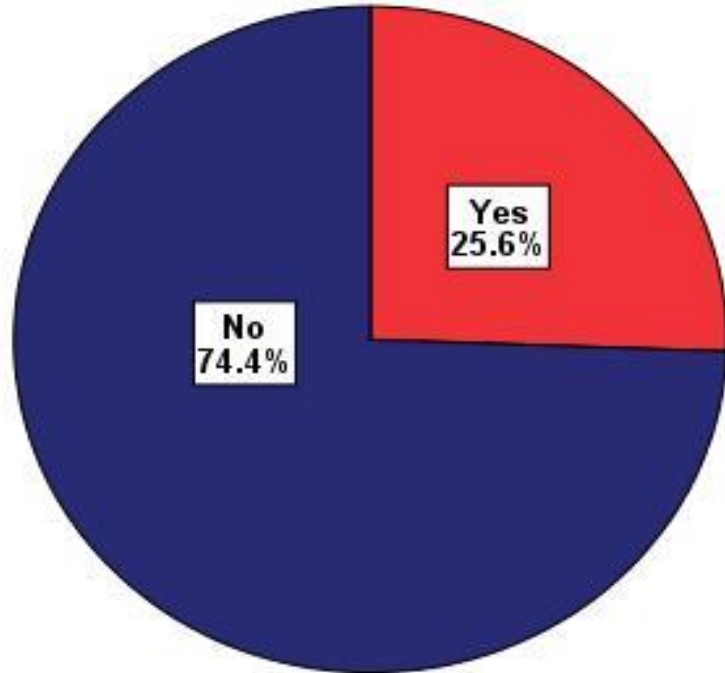
Being drunk was considered to be the most harmful – even more than smoking cocaine or marijuana

- ▶ **79.1 per cent of respondents perceived being drunk as 'high risk';**
- ▶ **76.5 per cent considered using cocaine often as high risk;**
- ▶ **75.1 per cent viewed smoking cigarettes often as high risk;**
- ▶ **71.9 per cent regarded smoking marijuana often as high risk;**
- ▶ **13.1 per cent perceived smoking marijuana sometimes as no risk.**

Type of Drug	Easy	Difficult	Couldn't access	Don't know
<i>Marijuana</i>	40.9%	11.3%	11.5%	36.3%
<i>Cocaine</i>	19.8%	17.9%	15.4%	46.8%
<i>Ecstasy</i>	9.1%	16.4%	16.4%	58.2%
<i>Crack Cocaine</i>	10.0%	16.8%	16.7%	56.6%

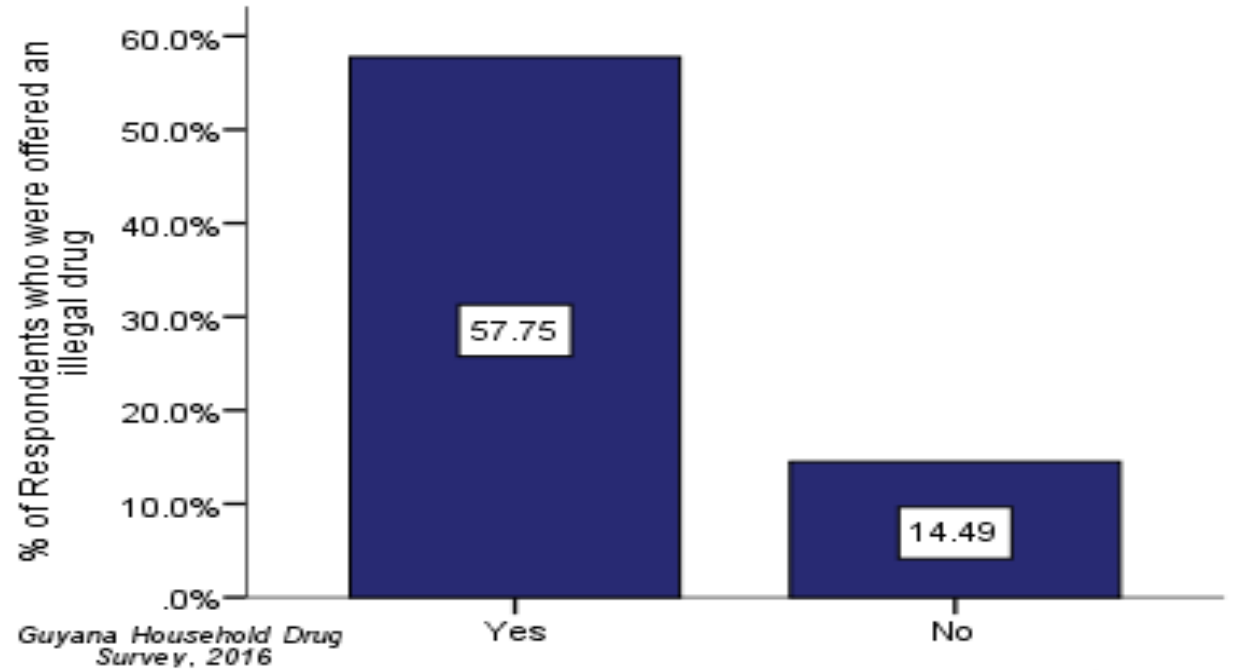
Perception of Ease of access to illegal drugs

Marijuana is the easiest illegal drug to obtain as reported by 40.9 per cent of respondent



Guyana Household Drug Survey, 2016

Respondents Reporting Having a Chance to Use an Illegal Drug



Guyana Household Drug Survey, 2016

Do you have friends or family members who take illegal drugs such as marijuana or cocaine?

Percentage of respondents who were offered an illegal drug by Respondents with family or friends who use illegal drugs

- Respondents who had family or friends who took drugs were approximately four times more likely to be offered an illegal drug.

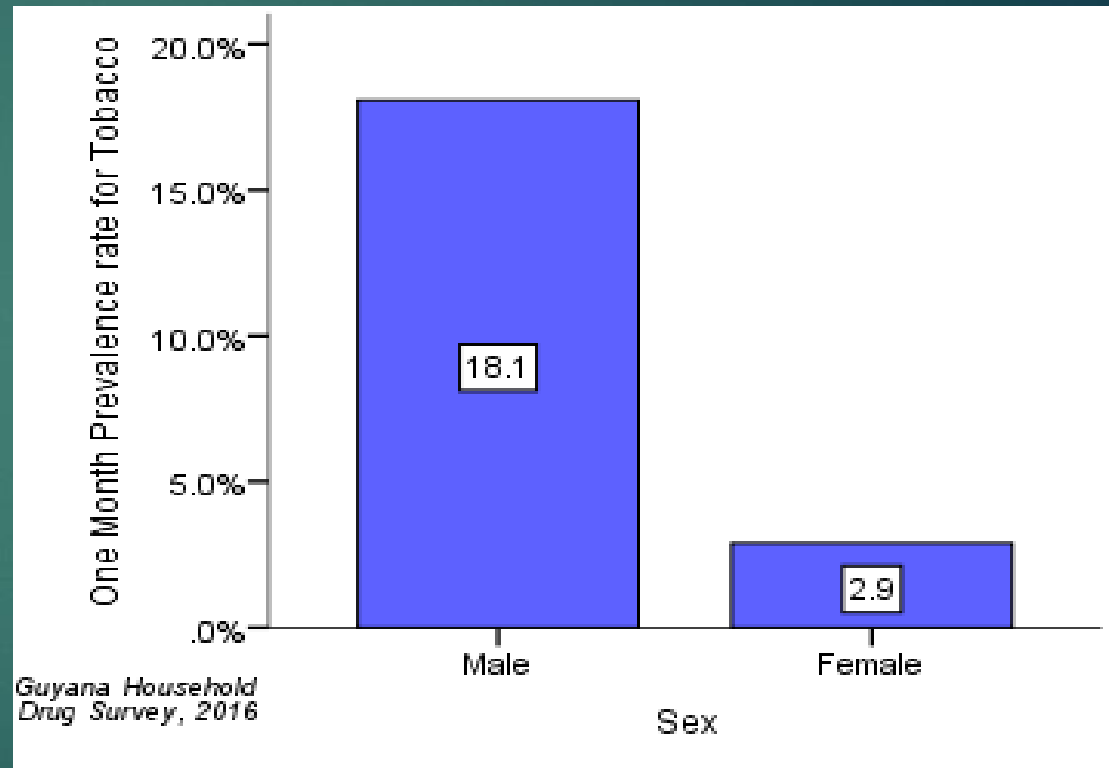
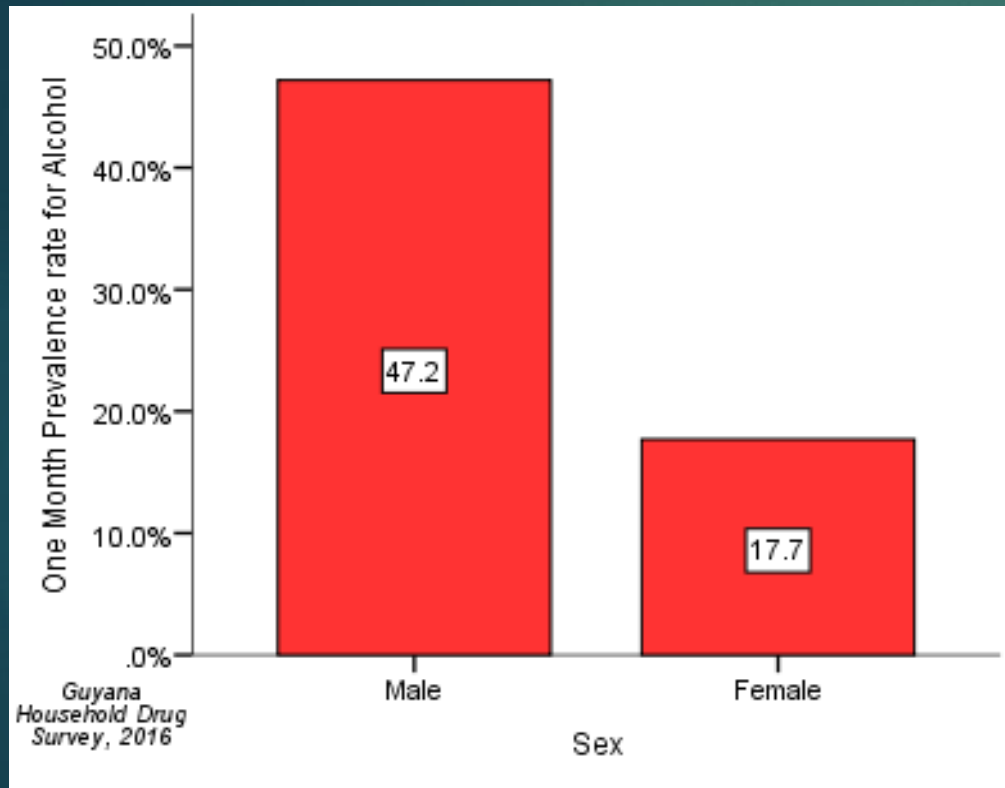
Type of Substance	Age of First Use (years)
Tobacco	17.7
Alcohol	18.7
Marijuana	18.9
Cocaine	22.6
Crack	19.8
Ecstasy	23.8

Average Age of First Use

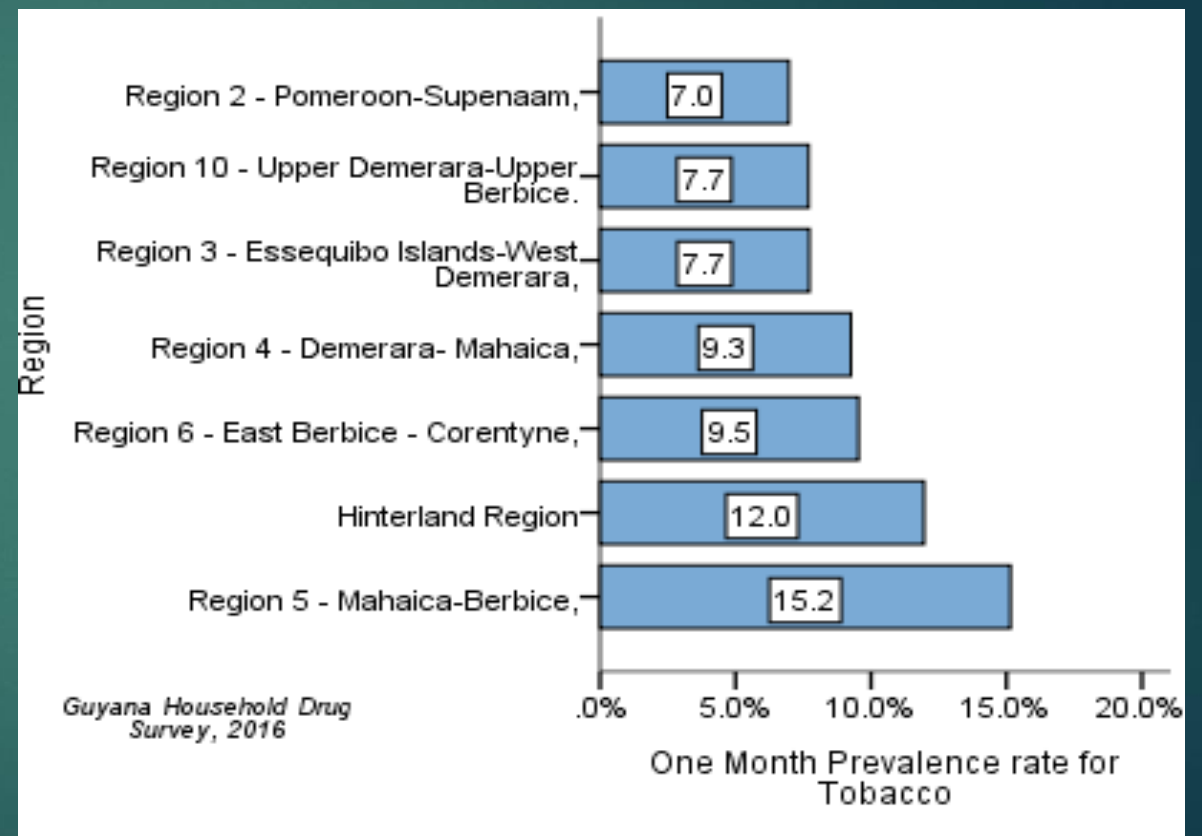
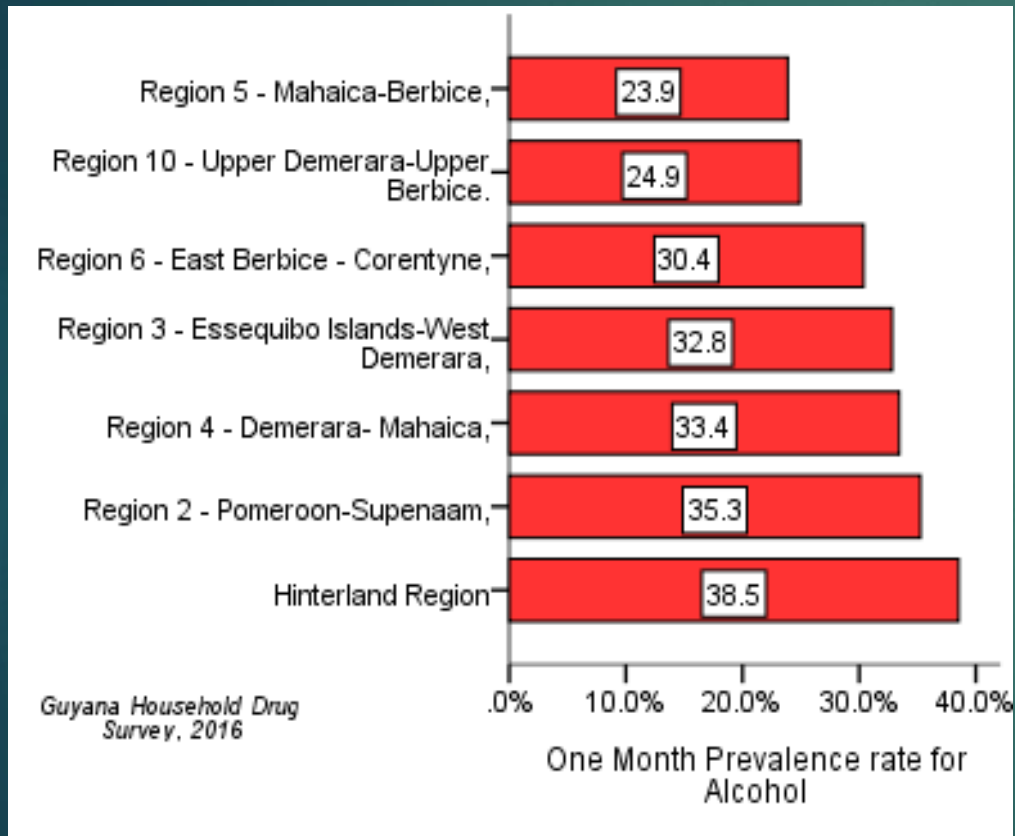
Prevalence Rates for Substance Use

Type of Substance	Lifetime Prevalence	Past Year Prevalence	Past Month Prevalence
Tobacco	26.2%	12.5%	10.5%
Alcohol	67.2%	46.2%	32.5%
Marijuana	9.8%	4.6%	3.3%
Cocaine	0.7%		
Crack	0.3%		
MDMA (Ecstasy, Molly, Adam, X-TC)	0.17		

Alcohol & Tobacco Use by Sex



Alcohol & Tobacco Use by Region Respondents Reside



How Respondents Accessed Marijuana

	Number of Respondents	Per cent
No response	1	.5
You bought it	85	34.3
You got it for free or shared someone else's	147	59.0
You grew it yourself	7	2.7
Other, specify	5	2.2
Don't know	3	1.3
Total	248	100.0

Guyana Household Drug Survey, 2016

	Number of Respondents	Per cent
No response	2	2.8
Inside a public building (store, restaurant)	7	9.5
Inside a home, apartment or dorm	15	20.8
Outside in a public area (parking or open	33	46.7
Some other place	13	18.6
Don't know	1	1.6
Total	72	100.0

Guyana Household Drug Survey, 2016

The Cannabis Abuse Screening Test (CAST): Scores for Annual Users

CAST Score	Number of Respondents	Percentage of Respondents	Risk Assessment
0-2	21	19.2%	No Risk of Problem Use
3-6	32	29.2%	Low Risk of Problem Use
7 or more	55	51.6%	High Risk of Problem Use

Guyana Household Drug Survey, 2016

Percentage of Respondents who used Alcohol and/or Drugs who received Treatment or felt the need for treatment (N=1,615)

Questionnaire Items	Percentage of Respondents who used drugs or alcohol (N=1,615)
Received treatment for alcohol and/or drugs	1.8%
Received treatment for alcohol or drugs in the past 12 months	0.7%
Felt I needed help or treatment of some kind to reduce or stop drinking alcohol or taking drug in the past 12 months	3.2%

Reason why Respondents did not access help or treatment (N=52; Multiple Response Set)

	Percentage of Respondents who felt the need for treatment
I am not ready to stop using	29.7
I don't know where to get treatment	29.7
I could not afford the treatment	10.0
No transportation, too far away	9.6
I could not find the type of treatment that I wanted	8.7
Treatment might have a negative effect on my job	4.4
Other	3.9
Treatment might cause neighbours to have a negative opinion of me	2.2
Treatment not covered on health care plan	1.7

Guyana Household Drug Survey, 2016

Respondents' views of various drugs related issues

	% of Respondents
<i>Drug use has increased in Guyana in the past few years</i>	66.5%
<i>Drug use will get worse in the coming years</i>	46.7%
<i>The drug issue is among the core concern of the government</i>	56.4%
<i>Do not know of any drug awareness or prevention programmes in their neighbourhoods</i>	92%
<i>Respondents do not know the name of the country's drug control/prevention</i>	89.4%