



OAS | CICAD



**INTER-AMERICAN DRUG ABUSE
CONTROL COMMISSION
CICAD**

SIXTY-FOURTH REGULAR SESSION
November 19-21, 2018
Washington D.C., USA

OEA/Ser.L/XIV.2.64
CICAD/doc.2444/18
November 21 2018
Original: Spanish

**Social Vulnerability and Drug Use
Two Studies on Cocaine Base Paste in Uruguay
Quantitative and Ethnographic Approach
2012 - 2018**

Social Vulnerability and Drug Use

**Two studies on cocaine base paste in Uruguay.
Quantitative and ethnographic approach
2012 - 2018**

**Uruguay Drug Observatory- Junta Nacional de Drogas
Chair of Anthropology- Faculty of Humanities and Education Sciences
National STI-HIV / AIDS Program. Public Health Ministry
United Nations Population Fund
Institute of Statistics of the Faculty of Economics and Administration**

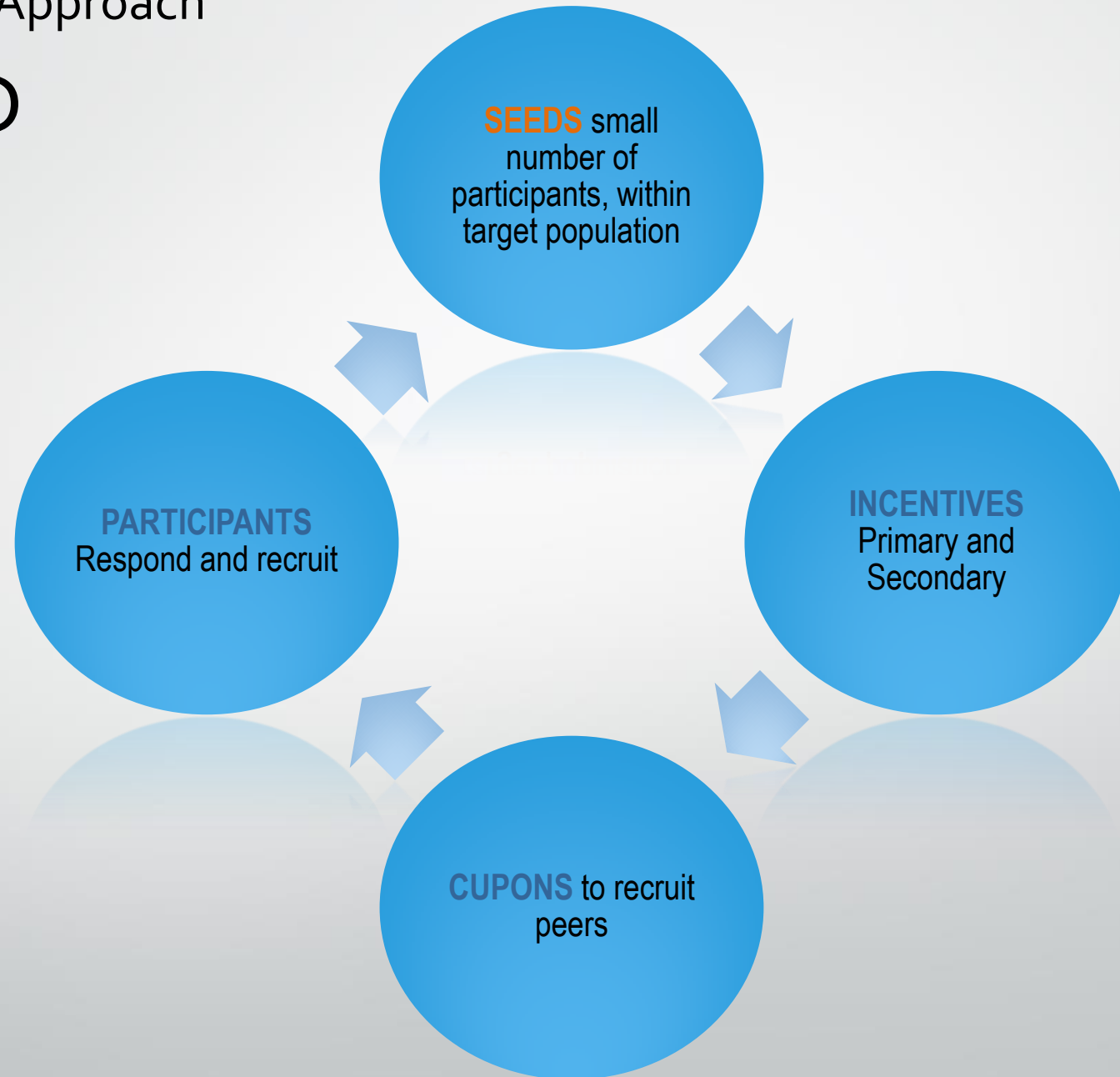
METHOD

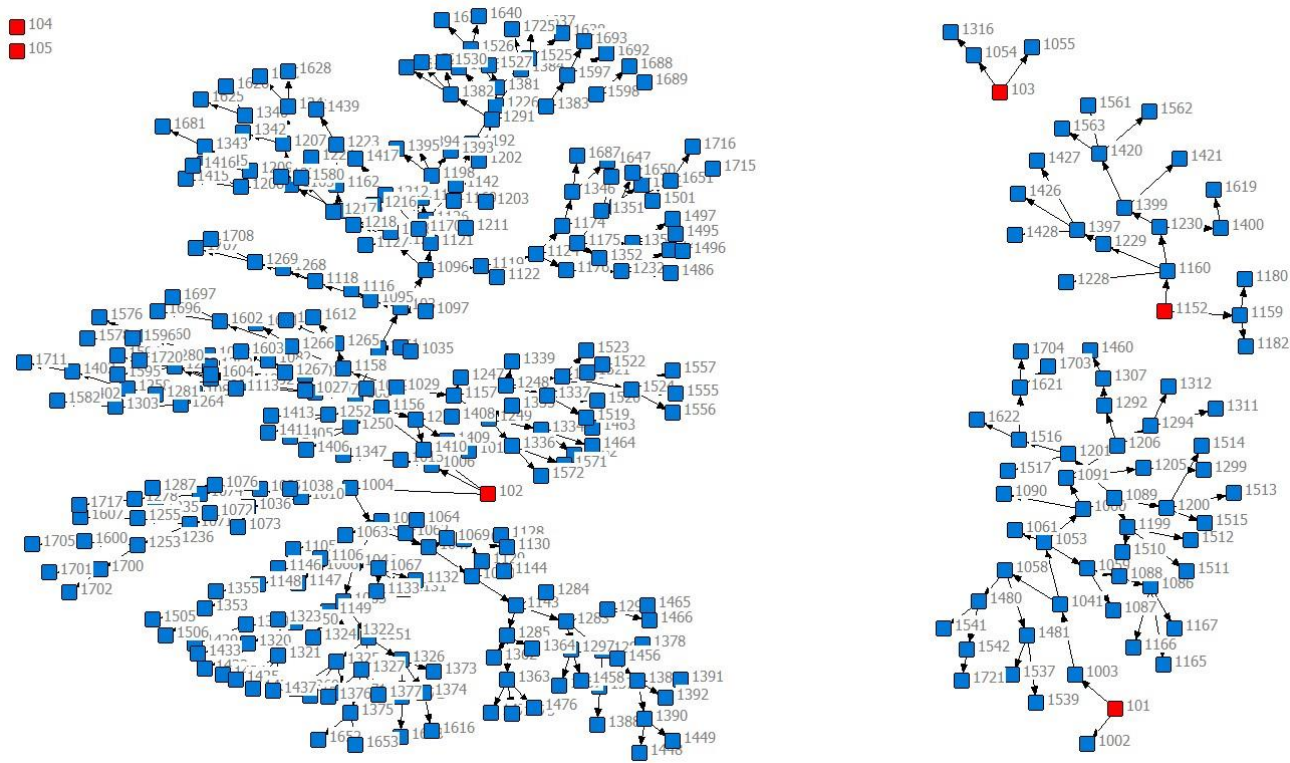
- Study based on RDS: Respondent Driven Sampling
- Recognized worldwide to measure the prevalence of HIV and other sexually transmitted diseases in hidden populations (those not reached with conventional sampling and methodologies, e.g., a household survey).
- Based on incentives and contact networks (main assumption).

Studied population: Users of base paste, crack or other denomination of smokable cocaine, with consumption of at least 25 days during the six months before the survey and/or individuals who have injected at least once any of those substances in the same period, residents of Montevideo and the Metropolitan Area.

Part 1: Quantitative Approach

METHOD



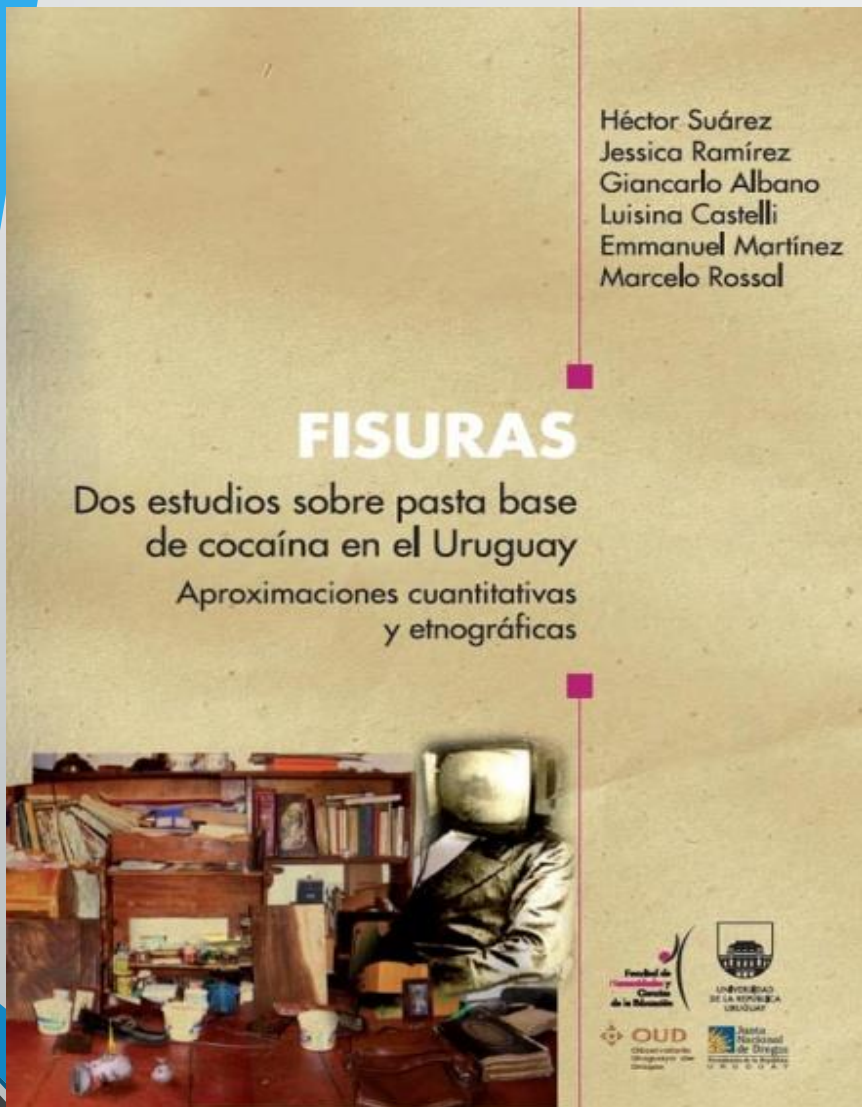


Recruitment Chain (sample RDS-2018). n: 373 cases





BACKGROUND (2012) - Cocaine base paste consumer profile.



- Average age: 29
- 27% live on the street
- 63.7 % with 6 or less years of formal education.
- 41% received care in treatment facilities.
- 6.3% HIV positive

Index

● SOCIODEMOGRAPHIC INFORMATION - The social fracture

● CONSUMPTION PATTERNS - Altered states of consciousness

● CARE AND TREATMENT - Is there a demand?

● DRUG AND CRIME RELATIONSHIP – The route of deterioration

Distribution by Sex and Age (RDS sample) vs. General Population.

AVERAGE AGE OF RDS SAMPLE: 33.44

	Smokable cocaine users (%)	Population 18 to 60 years old, % Montevideo
Men	86.3	47.4
Women	13.7	52.6
18 to 25	23.3	20.9
26 to 35	38.2	24.3
36 to 45	28.1	20.4
46 to 60	10.5	34.4

HIGHEST LEVEL OF EDUCATION OBTAINED (RDS Sample)

Elementary incomplete / No formal education	10,4
Elementary approved	27,4
Incomplete Middle School Education	29,5
Complete Middle School Education	16,8
Incomplete High School	9,1
Complete High School	3,3
Incomplete University	1,3
Complete University	0
Other	2,2

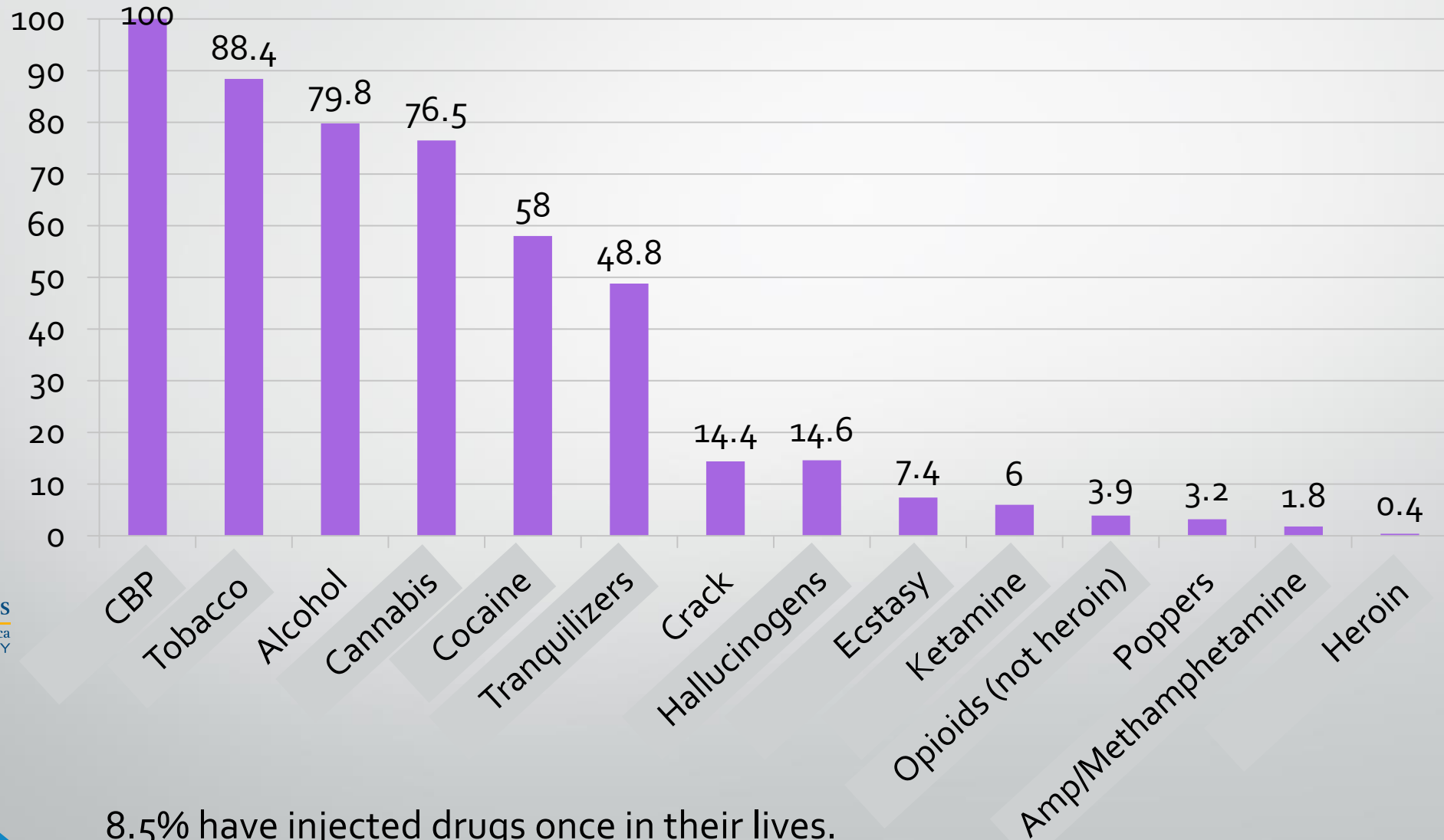
Sample Studied by Income Source (Last 12 Months)

Work without a formal contract, temporary jobs	69,2
Collect cans, cardboard, scavengers, windshield cleaners or similar	38,3
Informal sellers (street, buses)	30,9
Work with a formal contract	26,9
Beggars	24,2
Rely on income of partner, friends or family	16,8
Robbery, theft	13,9
Exchange sexual intercourse for money	12,3
Pension/other	12,1
Unemployment insurance	7,1
Drug selling	6,4
Public assistance, charity or similar	6,1

Sample Studied by Place of Residence (Last 12 Months)

In refuge, shelter	25,3
On the street	25,1
House or apartment belonging to parents, relatives, friends	19,7
Own house/apartment or partner's house/apartment	9,7
Rented hotel room, pension, residency	8,4
Rented house/apartment or partner's rented house/apartment	6,2
Ranch, tent, enclosure without running water or sewage	3,1
Jail or juvenile detention center	1,7
Treatment center, other	0,8

Substances Used in the Last 12 Months



8.5% have injected drugs once in their lives.

Frequency of Consumption within Last 12 Months

Basis: substance users

Frequency of PBC use	%
Some times monthly	14.2
Some times weekly	50.9
Daily	34.9

Frequency of cocaine use	%
Once	5.1
Some times during last 12 monts	39.4
Some times monthly	15.9
Some times weekly	30.3
Daily	9.2

Frequency of tobacco use	%
Some times during last 12 monts	1.2
Some times monthly	3.3
Some times weekly	8.0
Daily	87.5

Frequency of alcohol use	%
Once monthly or less	17.0
2 to 4 times in the month	26.9
2 to 3 times weekly	19.3
4 or more times weekly	36.8

Frequency of Consumption within Last 12 Months

Basis: substance users

Frequency of cannabis use	%
Once	1.3
Sometimes	9.3
Some times monthly	6.8
Some times weekly	20.4
Daily	62.2

Frequency of tranquilizer use	%
Once	3.8
Some times	19.1
Some times monthly	13.5
Some times weekly	12.4
Daily	51.1

Patterns of Cocaine Base Paste (CBP) Use

Where have you used CBP within the last 12 months?

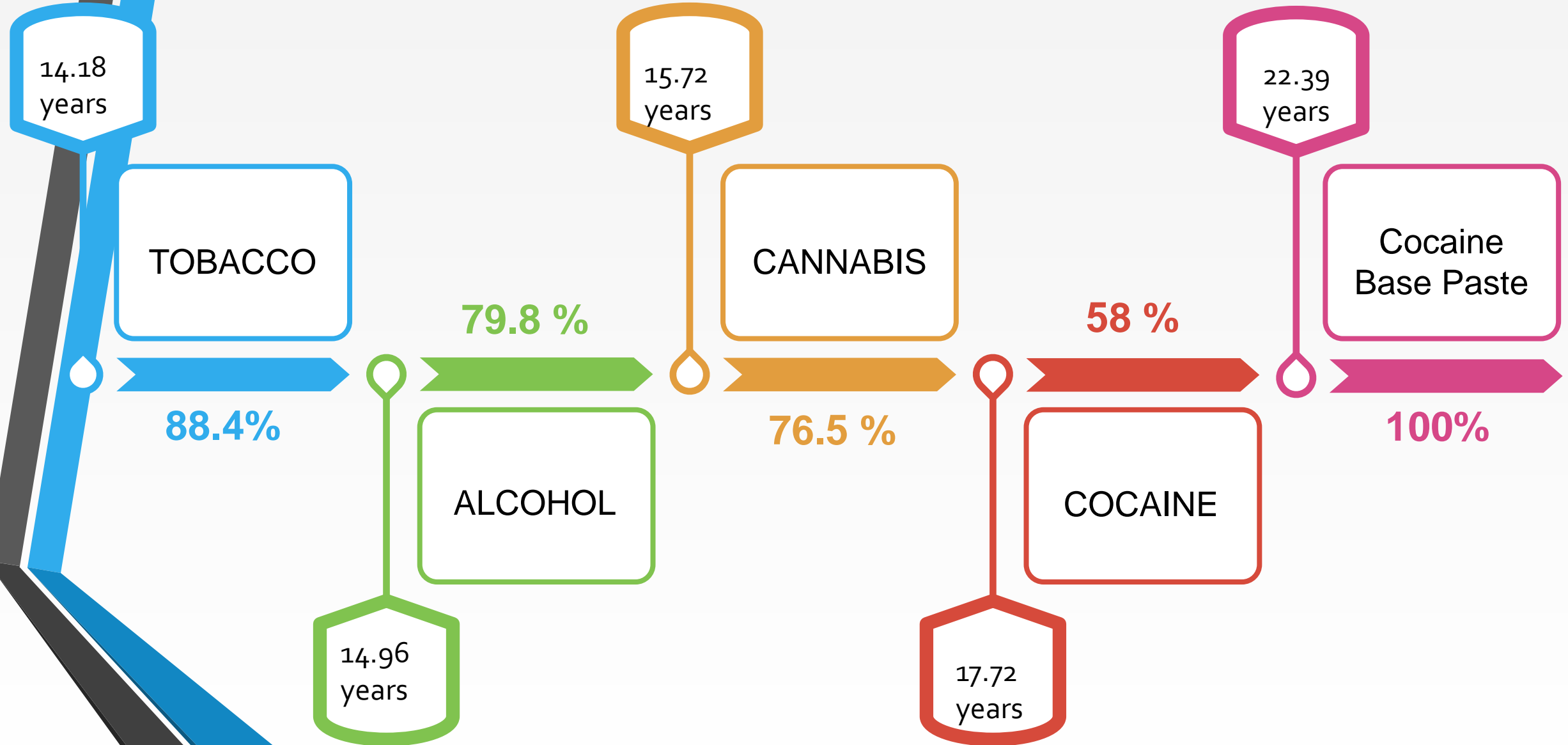
Street/public plaza/vacant lot/alley	79,2
Own house/apt or partner's	25,2
Abandoned house/closed place	9,9
House/apt where drug is sold	6,7
Workplace	2,7
Public restroom	1,7
House/apt of parents/family	1,6
Bars/clubs/parties	1,5
Business or centers of study	0,1
Other	10,8

Within the last 12 months, with whom have you used CBP?

(RM)

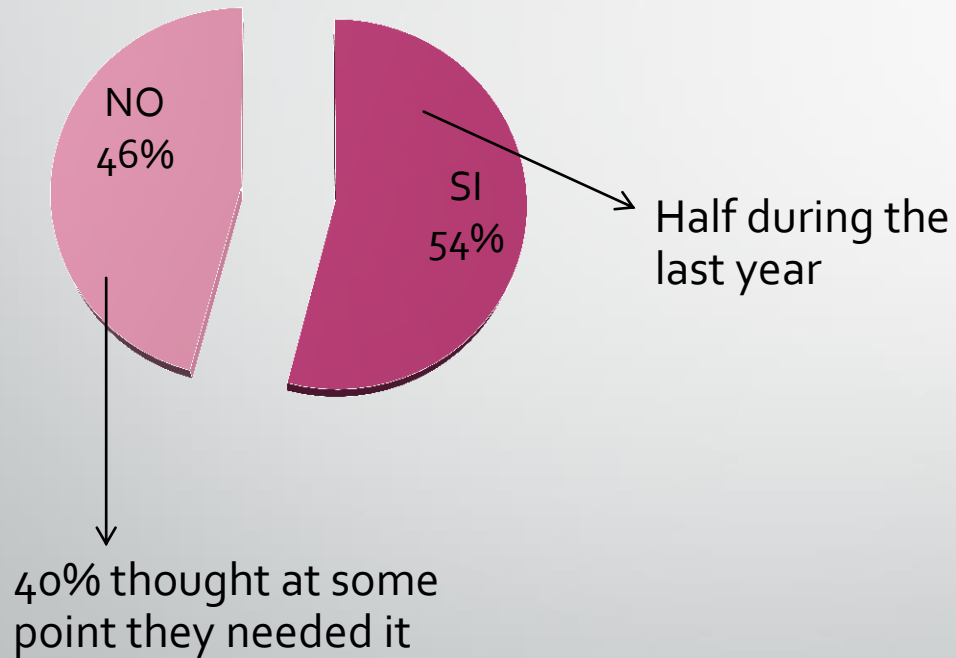
Alone	53.5
Acquaintances	24.9
Friends	19.0
Partner	9.0
Group of users	2.9
Strangeres	7.5
Others	1.5

Average age of onset by drug.



Access and Care & Treatment Demand by Drug Use

Have you ever received treatment to stop or control your drug use?

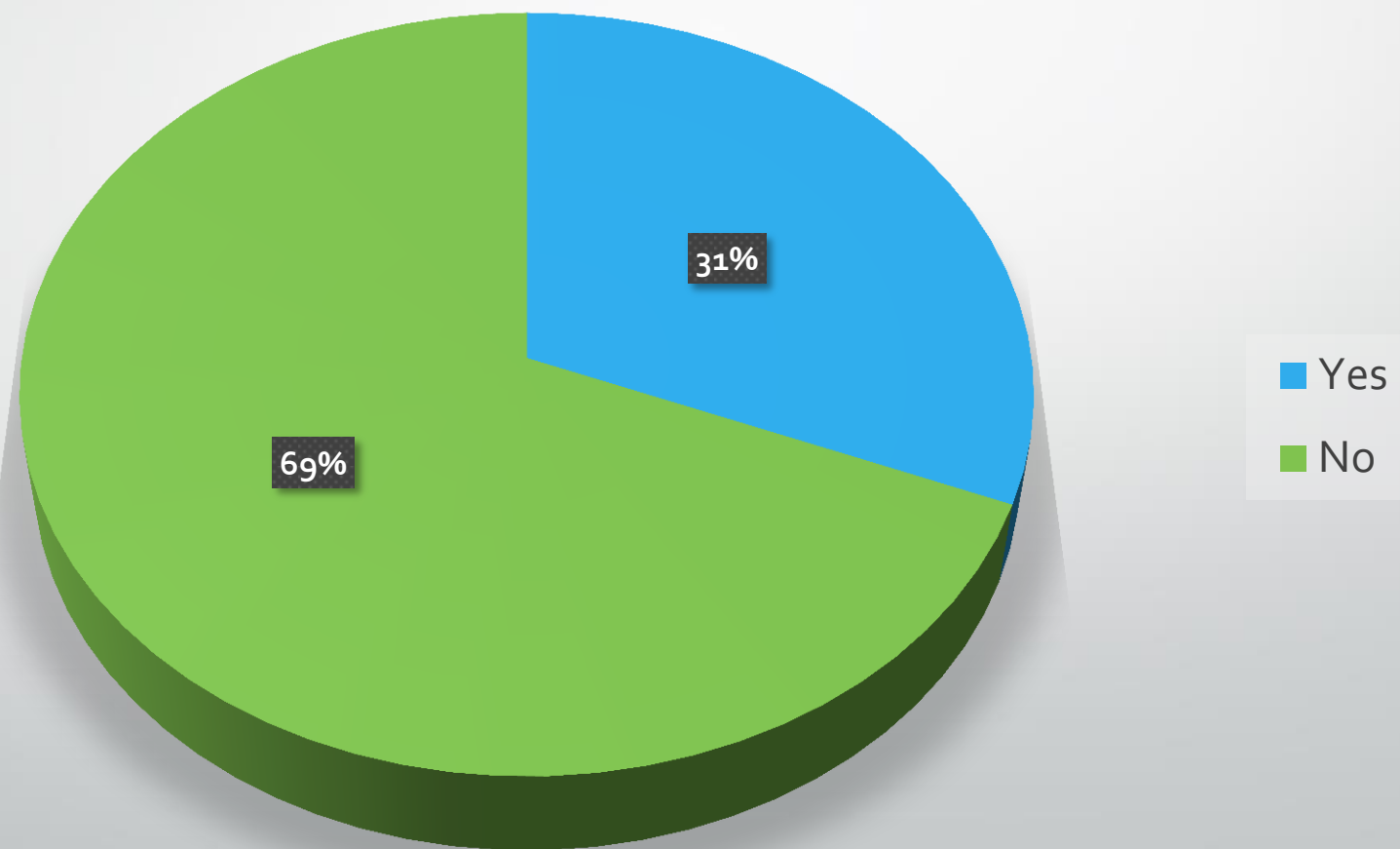


Treatment types received to quit or reduce drug use

Public treatment center	26,9
Hospitals / Public mental health centers	24,0
Churches / religious communities	17,1
Narcotics Anonymous	15,5
Alcoholics Anonymous	10,0
Neighborhood polyclinics	9,7
Public centers for drug treatment	9,4
Treatment centers for youth	4,7
Private treatment centers	2,4
Therapeutic communities	2,3
Selfhelp groups to quit smoking	1,8
Healthcare plans	1,3
Private psychiatric clinics	0,5
Outreach facilities	0,5
Others not specified	12,9

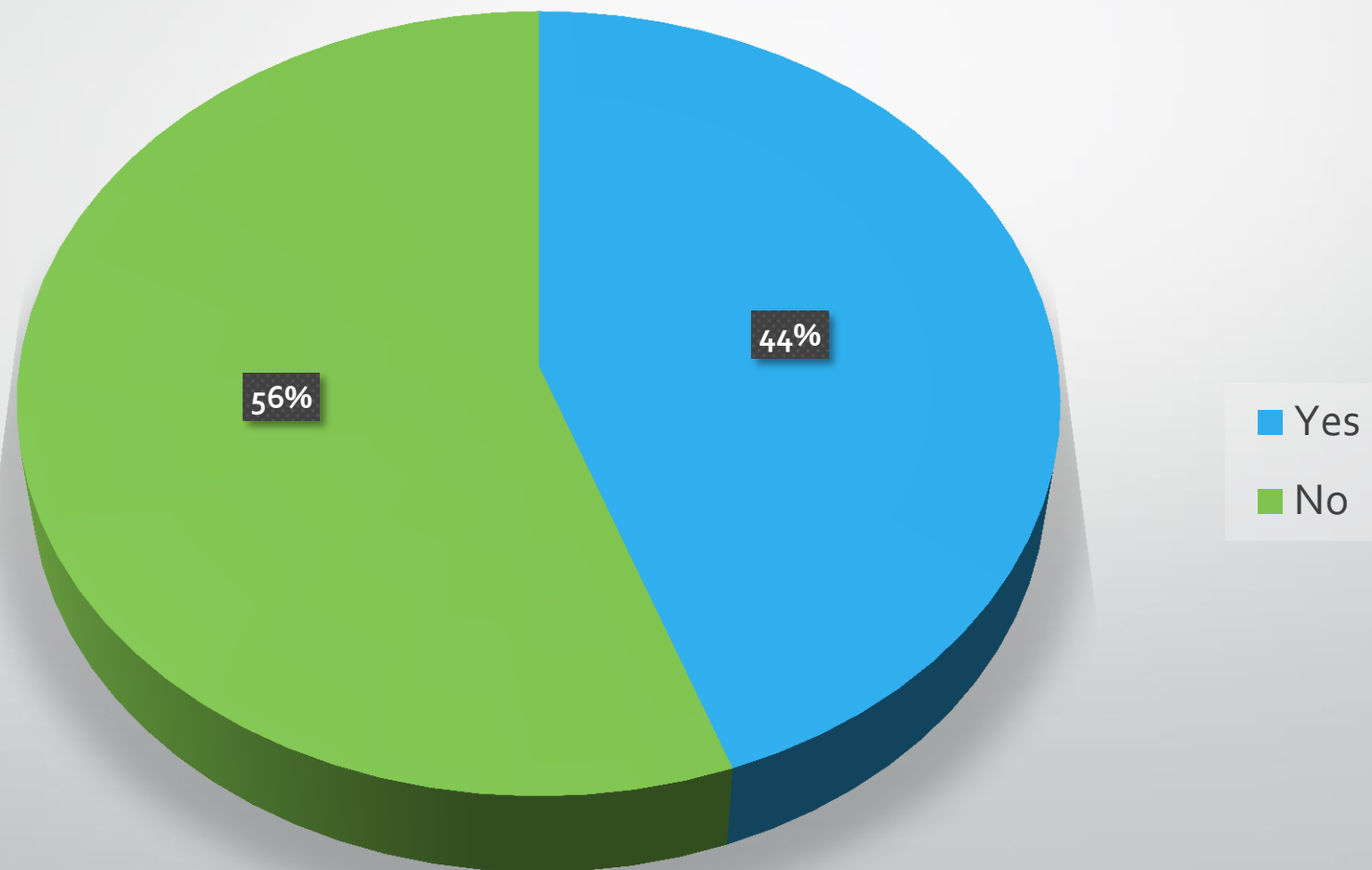
History of Conflict with the Law

Once in their lives in a center for youth in conflict with the law



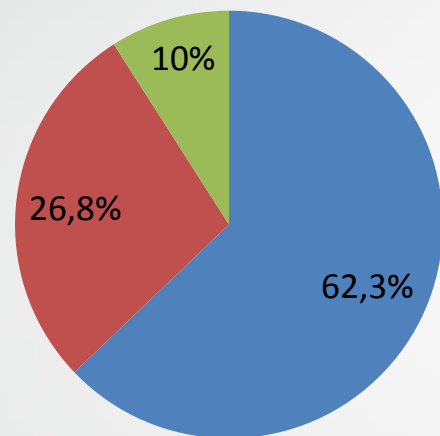
History of Conflict with the Law

Once in prison



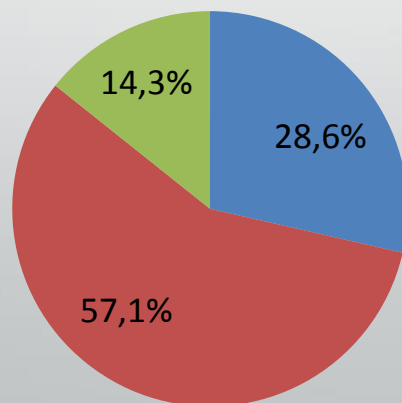
Study on Drug Use for Incarcerated Persons and Associated Factors - 2016

Distribution of convicted men according to whether or not they committed their first crime before consuming cocaine base paste (CBP)



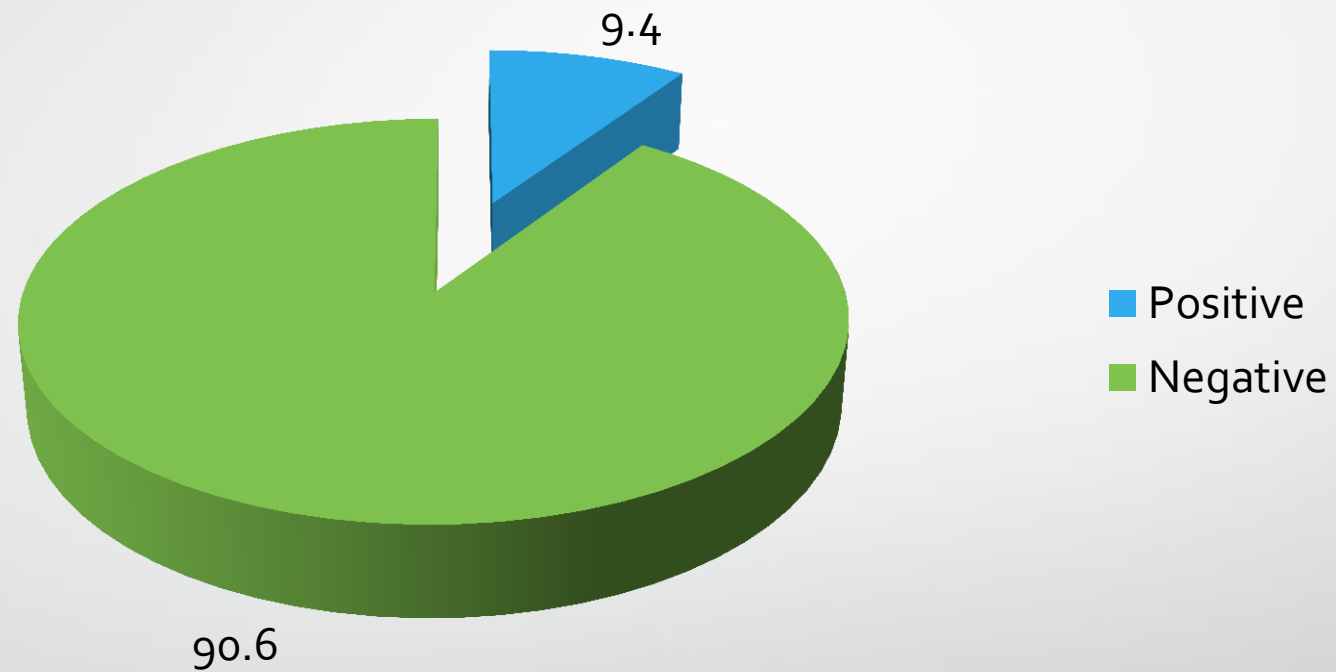
- Committed crime first, then used CBP
- First used CBP, then committed crime
- Committed crime and used CBP at the same age

Distribution of convicted women according to whether or not they committed their first crime before consuming cocaine base paste (CBP)



- Committed crime first, then used CBP
- First used CBP, then committed crime
- Committed crime and used CBP at the same age

Prevalence HIV + - Quick Test



Prevalence in general population is 0,45%

In Conclusion...

- A higher presence in the male population.
- Socially isolated population in the urban space.
- Significant among population living on the street.
- No access to public services.
- They suffer stigma and social fear.
- Prevalence of HIV+ is 20 times higher than in general population.

Thank you very much for your attention

Contact

jnd@presidencia.gub.uy
gub.uy/jnd