



17th St. & Constitution Avenue N.W.
Washington, D.C. 20006
United States of America

Organization of American States

P. 202.458.3000
www.oas.org

INTER-AMERICAN DRUG ABUSE
CONTROL COMMISSION
CICAD

Secretariat for Multidimensional Security

FORTY-SEVENTH REGULAR SESSION
May 3 - 5, 2010
Washington, DC

OEA/Ser.L/XIV.2.47
CICAD/doc.1788/10
30 April 2010
Original: Español

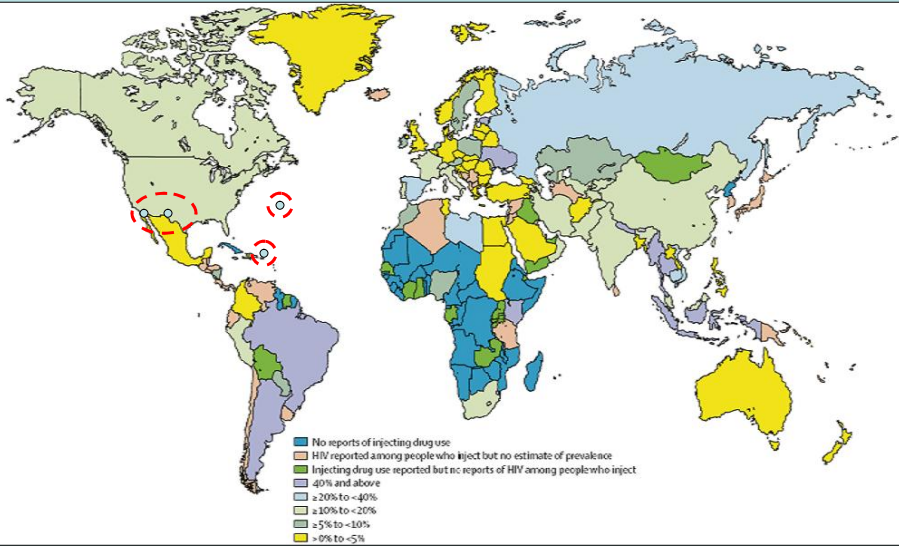
HEROIN CONSUMPTION AND THE HIV EPIDEMIC IN LAC
RAFAEL MAZIN
PAHO

Heroin Consumption and the HIV Epidemic in LAC

Rafael Mazín
HIV/STI Unit, PAHO/WHO



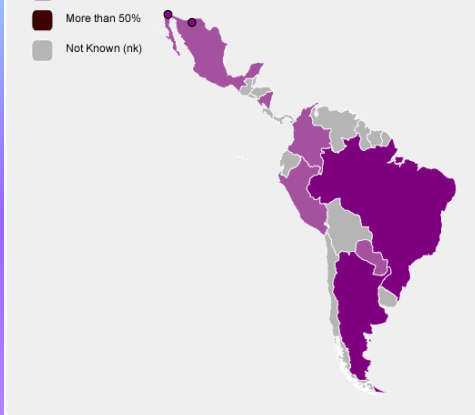
Prevalence of HIV infection among IDU's, 2009



Reference Group to the UN on HIV and injecting drug use. Global epidemiology of injecting drug use and HIV among people who inject drugs: a systematic review. www.idurefgroup.com. [Cortesia Dr. C. Magis].

The situation in the region by the end of 2009

HIV PREVALENCE RATES AMONG PEOPLE WHO INJECT DRUGS



- 29% of an estimated 2 million IDU's in LAC are infected with HIV (*Mathers et al., 2008*)
- In PR 40% of new cases in men and 27% in women in 2006 resulted from injection drug use (*CDC, 2009*).
- It is estimated that in Argentina 49% of IDU's are infected (highest prevalence in the world).
- The proportion of HIV cases resulting from IDU's is estimated at 42% in ARG, 33% in URU and 10% in PAR.

The situation in the Region: Trends

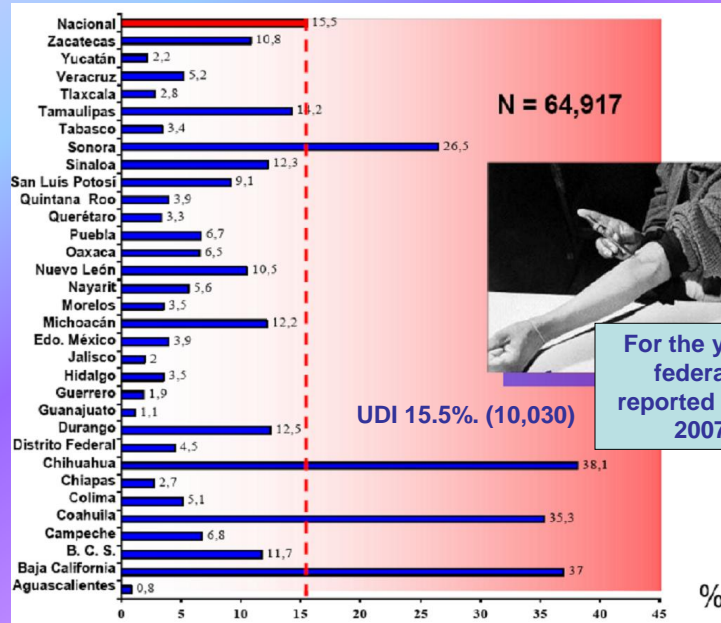
- **Between 1995 and 2007 the IDU's in Brazil fell from 27.5% to 10% as a category of exposure to HIV among adult males and from 21.9% to almost 4% in adult women. Concomitant increase in crack use**
- **The drug most frequently used for injection is cocaine, but there could be as many as 70,000 heroin users**
- **There appears to be an association between injectable drug use, traffic routes, and recombination viral subtypes:**
 - *Diverse mosaic of Thai B/India C in Southern China*
 - *CRF03_AB in the former Soviet states*
 - *CRF014_BG in Spain and Portugal*
 - *CRF035_AD in Iran and Afghanistan*
 - *CRF012_BF in ARG, PER, BOL, URU*
 - *CRF028_BF and CRF029_BF en Brazil*
 - *CRF031_BC the south of Brazil*



The heroin consumption situation: Information Sources

- **Data from treatment centers that perform treatment for opiate addiction (Bermuda, Puerto Rico, México, Colombia, Brazil, Argentina)**
- **Data from emergency services (trauma and urgent medical care) forensic medicine (Costa Rica, traveling from Venezuela)**
- **National addiction surveys (selection biases)**
- **Other population surveys (observation bias)**
- **National monitoring systems drug use (such as, *Sistema de Vigilancia Epidemiológica de las Adicciones (SISVEA)* in México)**
- **Police tracking of distribution routes (aerial and terrestrial from Colombia, by land in Guatemala and México)**

Distribution of IDU's in treatment by state: Mexico, 2007



N = 64,917

UDI 15.5%. (10,030)

For the year 2000 15 federal entities reported IDU's and in 2007 all did



Percent of injectable drug consumption, México: National and Northern border. 2007

Users of intravenous drugs in Mexico, 2007

33.6% (7,276)

n = 21,675

Total Number Estimated: 29,000- 35,000

Intravenous drug users in the Northern border states

Total Estimated Number: 53,000- 55,000

N = 64,917

15.5% (10,030)

Fuente: SISVEA. Centros de Tratamiento No Gubernamentales. DGE. SSA, 2007.

Epidemiological information gaps and public health challenges

- **Incomplete knowledge, lack of information disaggregated by sex, age, socio-economic status**
- **Clues indicating injectable drug use in the English-speaking Caribbean (high prevalence of HCV) despite assumption that it is not a transit area for heroin**
- **Indications of an increase in heroin consumption (>3,000 “hard” users and nearly 200 “shoot galleries” in Ciudad Juarez)**
- **STI and blood-borne infections highly prevalent among this population**
- **Risk for primary infection, re-infection, appearance of recombinant forms and development of resistance**
- **Need for epidemiologic surveys and social-ethnographic studies to better understand the phenomenon in LAC.**